



WINOX-L/R
Stainless Steel IP68 (optional: IPX9K) Weight Indicators



- WINOXL-B** Base - LCD display
- WINOXL-C** Load - LCD display
- WINOXL-S** Unload - LCD display
- WINOXL-3** 3 Products - LCD display
- * **WINOXL-6** 6 Products - LCD display
- * **WINOXL-14** 14 Products - LCD display
- WINOXL-MU Multiprogram** Six different operating modes **SELECTABLE**
BY CUSTOMER: BASE, LOAD, UNLOAD, 3/6/14 PRODUCTS (8-relay modules NOT included)

- WINOXR-B** Base - red LED display
- WINOXR-C** Load - red LED display
- WINOXR-S** Unload - red LED display
- WINOXR-3** 3 Products - red LED display
- * **WINOXR-6** 6 Products - red LED display
- * **WINOXR-14** 14 Products - red LED display
- WINOXR-MU Multiprogram** Six different operating modes **SELECTABLE**
BY CUSTOMER: BASE, LOAD, UNLOAD, 3/6/14 PRODUCTS (8-relay modules NOT included)



STANDARD
wall version with bracket that can be used also for desk



back view



/ back type "P"

(with 6 PG9 cable glands - power supply included)

- A/D Converter 24bit (16000000 points) 4800Hz
- Display range 999999
- Conversion rate 300 Hz



On request: Data storage on Pen Drive USB

AISI 304 stainless steel weight Indicator (dimensions: 206x286x108 mm) with 6 PG9 cable glands, IP68 (optional: IPX9K) protection rating, stainless steel adjustable bracket included (overall dimensions with bracket: 206x290x187 mm). Optionals: panel / desk / column mounting. Six-key membrane keyboard with buzzer. Real-time clock with buffer battery. Weight reading by another instrument via serial port.

- **WINOX-L**: Six-digit backlit LCD semialphanumeric display (20 mm h), 7 segment; 46 signaling symbols.
- **WINOX-R**: Six-digit red LED semialphanumeric display (20 mm h), 7 segment; 16 signaling LED.

* Models 6-14 PRODUCTS include 8-relay modules.

CE M APPROVABLE
III 10000divisions-0.2µV/VS1

EMC Ex
A richiesta on request

UL US
A richiesta on request

On request **WiFi**

European Community registered design

EXAMPLES OF INSTALLATION



DESK version (206 x 286 x 85 mm)



Column mounting



Panel mounting

see OPTIONS on request



Two serial ports (RS232 and RS485) for connection to:

- PC/PLC up to 32 instruments (max 99 with line repeaters) by ASCII Laumas protocol (compatible with W60000 only for WINOX- L/R BASE) or ModBus RTU.
- Intelligent junction box or other multi-channel instruments: allow to have same benefits and performance of an advanced digital weighing system even using analog load cells (if necessary, it is possible add an optional RS485 port)
- Remote display.
- Printer.

Optional integrated output: Profibus DP, DeviceNet, CANopen, Profinet IO, Ethernet/IP, Ethernet TCP/IP (**connectable to your smartphone, tablet, etc.. via web**), Modbus/TCP.

THEORETICAL CALIBRATION is performed via the keyboard.
REAL CALIBRATION with linearization up to 5 points.

TECHNICAL FEATURES

12 - 24VDC +/-10% ; 6W
max 8 (350 ohm) ; 5VDC / 120 mA
< 0.01% Full Scale ; < 0.01% F.S.
< 0.0005 % F.S./°C < 0.003 % F.S./°C
24 bit (16000000 points) 4.8kHz
± 999999
± 39 mV
± 7 mV/V
300 conversions/sec.
- 999999 ; + 999999
0 - 4 / x 1 x 2 x 5 x 10 x 20 x 50 x 100
0.012 - 7 sec / 5 - 300 Hz
N. 5 - max 115 VAC ; 150 mA
(N. 4 - Analog output versions)
N. 3 - optoisolated 5 - 24 VDC PNP
(N. 2 - Analog output versions)
RS232, RS485
2400, 4800, 9600, 19200, 38400, 115200
85%
-30°C + 80°C
-20°C + 60°C
-10°C + 40°C

POWER SUPPLY and CONSUMPTION
NUMBER OF LOAD CELLS IN PARALLEL and SUPPLY
LINEARITY/ LINEARITY OF THE ANALOG OUTPUT
THERMAL DRIFT / THERMAL DRIFT OF THE ANALOG OUT.
A/D CONVERTER
MAX DIVISIONS (with measure range: +/- 10mV =2mV/V)
MEASURE RANGE
MAX LOAD CELL'S SENSITIVITY
MAX CONVERSIONS PER SECOND
DISPLAY RANGE
DECIMALS / DISPLAY INCREMENTS
DIGITAL FILTER / CONVERSION RATE
LOGIC OUTPUTS (relays)

LOGIC INPUTS

SERIAL PORTS
BAUD RATE
HUMIDITY (condensate free)
STORAGE TEMPERATURE
WORKING TEMPERATURE
WORKING TEMPERATURE (CE-M APPROVED)

OPTIONS ON REQUEST

“Q” back view



PANEL version with extractable terminal board.
Dimensions 206 x 286 x 96 mm (drilling template:
160 x 248 mm)

“X - IEX” back view



IP68 ATEX/IECEx version (zone 2-22) with 6 cable glands . Dimensions: 206 x 286 x 108 mm (drilling template in case of panel mounting: 160 x 248 mm). Bracket included.



“D” back view



IP 40 DESK version with 6 D-SUB connectors . Dimensions: 206 x 286 x 85 mm. Power supply included.



OPTIONS ON REQUEST

- ★ (3) - USCITAANALOGICA 16 bit optoisolata: - 16 bit optoisolated ANALOG OUTPUT: 0-20mA; 4-20mA (max 300 ohm); 0-10V; 0-5V; ±10V; ±5V (min. 10 kohm)
- (11) - Q: - Power supply 115/230 VAC 50/60 Hz 6 VA (P ver. only)
- D: - PANEL version with extractable terminal board
- X: - IP40 DESK version with 6 D-SUB connectors
- IEX: - IP68 ATEX version  II 3GD (zone 2-22) with 6 cable galnds
- STAFFAIWINOXSUP: - IP68  IECEx version (zone 2-22) with 6 cable galnds
- COLONNAM+STAFFAI: - ABS adjustable bracket for column mounting
- COLONNAM+STAFFAC: - Indicator stainless steel stand (Ø 38 mm, h 700 mm) with stainless steel bracket for platform mounting
- OPZWALIBI: - Indicator stainless steel stand (Ø 38 mm, h 700 mm) with painted steel bracket for platform mounting
- E: - Initial verification (Legal Metrology)
- EC: - Alibi memory
- ALI24SPINA1A/ALI24SPINA1AJACK: - 12 formulas/setpoint selection from external contacts.
- ALI24SPINAPRESA: - 12 formulas/setpoint selection from external selector switch
- (11) - OPZWBATTWINOX: - 24VDC 1A stabilized power supply
- OPZWING010: - 24VDC 1A stabilized power supply with socket and support for Omega rail
- OPZWING420: - Power supply with internal rechargeable 12V 2.2Ah battery non-removable (20-hour operating time). Not available for type "D"
- ★ - OPZW1RADIO: - Weight reading from 0-10Vdc (15kΩ) input
- OPZWCONWF: - Weight reading from 4-20mA (120Ω) input
- OPZW1RADIOQ: - Radio module (available for D-P versions)
- ★ - OPZW1RS485: - Wifi module extension cable
- (2-7) - OPZWSCARP: - Radio module (available for Q version)
- (2-7) - OPZWSCARI: - RS485 additional port
- (2) - OPZWSCA3614: - End cycle partial unloadings
- OPZWDTIPC: - Unloadings between a product and the next
- (6-9) - OPZWUSB68: - Unloading of more products from same scale
- OPZWCONUSBIP68: - Data transfer via serial port to PC
- OPZWCONETHEIP68: - Storage of data on USB Pen Drive (included) by USB IP68 sealed port built-in
- OPZWCONETHE5MT: - IP68 USB panel extension cable
- (2) - OPZWFORPERC: - IP68 ethernet panel extension cable (0.5 m)
- (5-7) - OPZWQMC: - IP68 ethernet extension cable (5 m)
- RELE5M: - Formula setting in percentage
- RELE6PROD24V: - Possibility of setting a quantity to be batched greater than the scale capacity with automatic calculation of cycles
- RELE6PROD115V: - 2A relay module (not available for 6/14 PRODUCTS)
- RELE6PROD230V: - 8-Relay module for 6/14 Prod. (12-24VDC)
- RELE14PROD: - 8-Relay module for 6/14 Prod. (115VAC)
- (1) - OPZWLAUMAN: - 8-Relay module for 6/14 Prod. (230VAC)
- ★ (4-8) - OPZW1CA: - Additional 8-relay module for 14 Prod.
- ★ (4-8) - OPZW1DE: - Assisted manual batching with remote displays
- ★ (8) - OPZW1PR: - CANopen protocol
- (4-6-10) - OPZW1ETIP68: - DeviceNet protocol
- ★ (4-6-10) - OPZW1ETTCP68: - Profibus DP protocol
- ★ (4-6-10) - OPZW1MBTCP68: - Ethernet/IP protocol (IP68 ethernet port)
- ★ (4-6-10) - OPZW1PNETIO68: - Ethernet TCP/IP protocol (IP68 ethernet port)
- ★ - OPZW1LOADCELL2: - Modbus/TCP protocol (IP68 ethernet port)
- (12) - IPX9KWINOX: - Profinet IO protocol (IP68 ethernet port)
- Input for connecting a second load cell
- Declaration of conformity + IPX9K marking protection rating for weight indicators

- (1) not available for model BASE
- (2) available for models 3-6-14 PRODUCTS
- (3) if analog output is present: input on terminal 2 and output on terminal 3 are not available (see wiring diagrams); E / EC options not available
- (4) available for model BASE
- (5) available for models 3-6-14 PRODUCTS and LOAD
- (6) for version "D": USB/Ethernet connectors are not IP68
- (7) not available for CE-M approved versions
- (8) for version "Q": RS485 integrated serial port is not available. Also No.5 output and No.3 input are not available.
- (9) not available for ATEX versions
- (10) for ATEX version the connectors are not IP68
- (11) Power supply 115/230 excludes battery option and vice versa.
- (12) not available for "Q" and "D" versions.
- ★) you can only choose one option from those marked with asterisk.



Water protection when cleaning high pressure / steam jet (Test: pressurized hot water is sprayed from a distance of 150 mm). Water pressure 100 bar; temperature 80 ° C; test duration 250 seconds (Reference standard DIN 40050-9).



▼ OPZWUSB68



Data storage (weighed values, batchings, alarms) on Pen Drive USB. These data can be imported and processed on PC using the PROG-DB software included in the supply.

Data can be saved in two different ways, continuous or manual:
- Continuous: USB pen must always be inserted during the instrument operation.
- Manual: the operator inserts the pen into the instrument only when needs to copy the data from the instrument.

Note: for version "D" the USB connector is not IP68.

▼ OPZWDATIPC



Data transfer (weighed values, batchings, alarms) from the weight indicator to the PC via RS232 serial port (directly) or RS485 (by converter). These data can be imported and processed on PC using the PROG-DB software included in the supply.

We suggest to use this option when the indicator is always connected to the PC.


▼ OPZWLAUMAN



Manual batching with remote displays (example of application with 3 remote display side by side).

This option allows to display on different remote displays, connected in parallel to the instrument via RS485 serial port, the following batching information: formula and product number, instrument status, the remaining quantity to be batched, gross weight.

▼ OPZWCONUSBIP68 - OPZWCONETHEIP68 - OPZWCONETHE5MT



a) **OPZWCONUSBIP68:** IP68 USB extension cable (male/female) for panel mounting, sealed connector, 50 cm long cable, sealing cap (d) and cover (e) included.

b) **OPZWCONETHEIP68:** IP68 ETHERNET extension cable (male/female) for panel mounting, sealed connector, 50 cm long cable, sealing cap (d) included.

c) **OPZWCONETHE5MT:** IP68 ETHERNET extension cable (male/male) combined with OPZWCONETHEIP68 sealed connector, 5 m long cable

▼ OPZW1ETIP68 - OPZW1ETTCP68 - OPZW1MBTCP68 - OPZW1PNETIO68



IP68 ETHERNET for the following optional protocols: Ethernet/IP, Ethernet TPC/IP, Modbus/TCP, Profinet IO.

Note: for version "D" the Ethernet connector is not IP68.

▼ RELE6PROD -24V/-115V /-230V



External 8-relay module to manage from 1 to 6 products; 8 relays up to max 115VAC/2A. **Module already included for mod. 6/14 PRODUCTS.**

▼ RELE14PROD



External 8-relay module to manage from 7 to 14 product; to be added to RELE6PROD module; 8 relays up to max. 115VAC/2A. **Module already included for mod. 14 PRODUCTS.**

▼ RELE5M



External 5-relay module to increase the capacity of SPDT contacts to 2A/115Vac. **Option not available for mod. 6/14 PRODUCTS.**

▼ EC



For Load, Unload, 3/6/14 Products: Selector switch for 12 formulas selection. **For Base:** Selector switch for 12 groups selection by 5 setpoint.

▼ ALI24SPINA1A
ALI24SPINA1AJACK



24VDC 1A stabilized power supply, input 100-240VAC, 3 meters long cable.

▼ ALI24SPINAPRESA



24VDC 1A stabilized power supply, input 100-240 VAC, 3 meters long cable, with socket and support for Omega rail.

▼ COLONNAM+STAFFA



Indicator stainless steel stand (Ø 38 mm, h 700 mm) with bracket for platform mounting.

▼ STAFFAIWINOXSUP



ABS support to be fixed to the bracket for column mounting.



5/4 OUTPUT (SETPOINT) - 3/2 INPUT

WINOXL/R-B Base

Main functions

- 5 setpoints (4 setpoints if Analog Output is present) configurable as normally open or normally closed. The operator can decide the setpoints activation for the net weight value, gross weight value, otherwise for positive weights or for positive and negative weights.
- Counting.
- Totalizing.
- Setting of hysteresis value for each setpoint.
- 12 groups selection by 5 setpoint from selector switch or contacts (EC/E options).
- Peak holder displaying by closing the Peak contact.
- Net/Gross function by keyboard or external contact.
- Manual adjustment of zero value in case of zero-setting not possible.
- Auto zero function.
- Auto zero-tracking function.
- Print of the weight via keyboard or external contact with date and time.

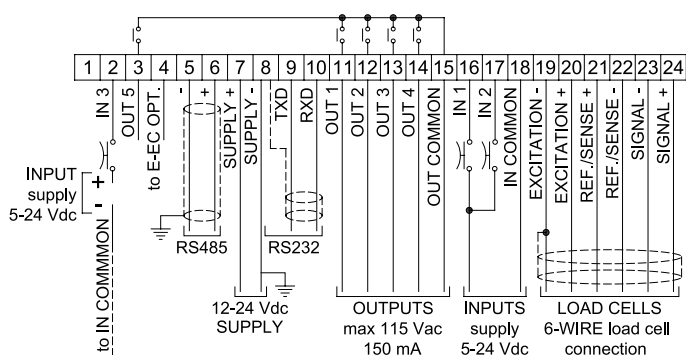
Operation: The inputs can work as: net/gross weight, zero-setting, peak, print or can be remotely read via protocol.

The outputs can work as setpoints or can be remotely switched via protocol.

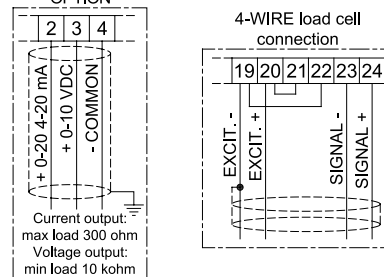
Weight transmitter approved OIML R61 (Automatic Gravimetric Filling Instruments) according to WELMEC Guide 8.8:2011 (MID).

CE M approvable EN45501-2014/31/UE-OIML R76:2006

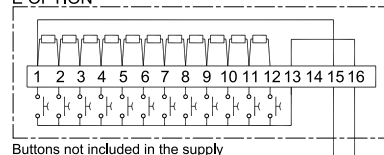
- Maximum number of verification scale intervals n=10000
- Minimum input-voltage per VSI 0.2 μV
- Weighing range single range or multi range (max 3) or multi interval (max 3)
- Calibration via keyboard is protected through seals for the access to a setting jumper or installer password
- Semi-automatic zero and tare, predetermined tare functions.
- Weight subdivisions displaying (1/10 e)
- The following values can be printed from external contact: net/gross weight; tare; predetermined tare; date; time; ID code (if alibi memory is present)



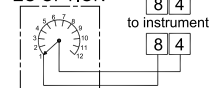
(1) ANALOG OUTPUT OPTION



E OPTION



EC OPTION



3 INPUTS
THE INPUTS CAN BE REMOTELY SWITCHED VIA PROTOCOL OR WORK AS:
- NET/GROSS WEIGHT
- ZERO-SETTING
- PEAK
- PRINT

5 OUTPUTS
THE OUTPUTS CAN WORK AS 5 SET POINTS OR CAN BE REMOTELY SWITCHED VIA PROTOCOL.

(1) If analog output is present therefore are not available:
- IN3 input
- OUT5 output
- E / EC options

EXTRACTABLE TERMINAL BOARDS



LOADING MONOPRODUCT BATCHING

WINOXL/R-C Load - 99 Formulas

Main functions

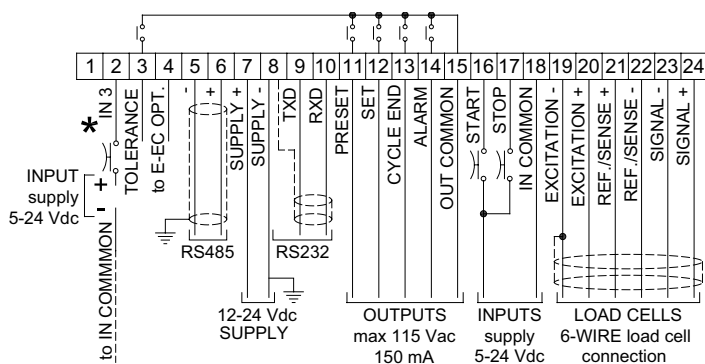
- Memorization of 99 different formulas with SET and PRESET.
- Setting of a only Slow value for all 99 formulas.
- Automatic fall calculation after one or more batching cycles.
- Tolerance value setting for each formula.
- "Tapping" function: It is possible to select the slow-on and slow-off times.
- 12 formula selection from selector switch or external contacts (EC/E options).
- Autotare function after one or more batching cycles.
- It is possible to utilize the Tolerance and Alarm contacts as signals of maximum and minimum.
- Batching start from external contact for only one cycle.
- Batching start via keyboard: it is possible to program the desired batching cycles (max. 9999).
- Calculation of total consumption and consumption of each formula.
- The following values can be printed via the keyboard: constants, formulas, consumption. Automatic printout of batching data.
- In the event of a power failure during batching, the microprocessor can resume batching from the point of interruption.
- Pause of the batching by the keyboard.

Operation: By closing the START contact or by pressing the Start key, the operator or external logic (EC/E options) selects the formula and starts the batching. The instrument verifies that approval contact is closed (if available) the weight is lower than the minimum one; executes the autotare (if enabled). After the delay tare time has elapsed (max 99.9 sec.) it closes the set and preset contacts. When the weight has reached the preset value the relative contact is opened, once it has reached the set value minus the fall value the set contact is opened and after the waiting time (max 999.9 sec.) after the start contact is closed and the weight is stable (if enabled), it memorizes the consumption value and closes the cycle end contact, sending the batching data to the printer. When the weight has reached the minimum weight (unloading phase) and after the safe emptying time has elapsed (max 999.9 sec.) the instrument opens the cycle end contact. If more than one cycle has been programmed, the instrument will continue automatically.

**Weight transmitter approved OIML R61 (Automatic Gravimetric Filling Instruments) according to WELMEC Guide 8.8:2011 (MID).
CEM approvable EN45501-2014/31/UE-OIML R76:2006**

FOR NON-AUTOMATIC BATCHING

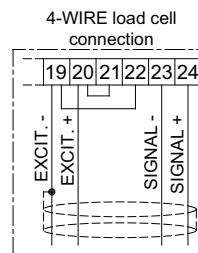
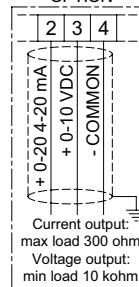
Operation: During the start phase at the stable weight, with weight lower than the minimum weight set, there are two possible operation modes: the storage of the removable container's tare weight or the scale zero-setting within 2% of the maximum weight with fixed container. Once started the batching and reached the Set value, the instrument stops the batching. To move on the unloading phase and to store the weight in the alibi memory with the identification code ID (if presents OPZWALIBI option) the weight must be steady the operator must close the start input or press the Menu button. The instrument closes the end cycle contact to realize the unloading, increases the consumption (if enabled) and performs the printing, if enabled. Once it has reached the minimum weight and has finished the safe emptying time, it opens the end cycle. At the steady weight condition, wait until the closing of the start input or press the Start button to repeat the batching cycle.



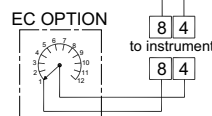
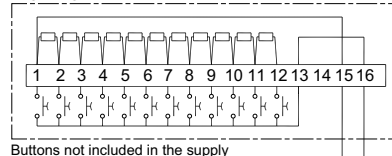
- * IN3 input has the following functions:
- SEMI-AUTOMATIC ZERO (default)
 - APPROVAL
 - NET / GROSS WEIGHT

- (1) If analog output is present therefore are not available:
- IN3 input
 - TOLERANCE output
 - E / EC options

(1) ANALOG OUTPUT OPTION



E OPTION





UNLOADING MONOPRODUCT BATCHING

WINOXL/R-S Unload - 99 Formulas

Main functions

- Memorization of 99 different formulas with SET and PRESET.
- Setting of a only Slow value for all 99 formulas.
- Automatic fall calculation after one or more batching cycles.
- Tolerance value setting for each formula.
- "Tapping" function: It is possible to select the slow-on and slow-off times.
- 12 formula selection from selector switch or external contacts (EC/E options).
- It is possible to utilize the Alarm/Tolerance contact as signals of maximum or minimum.
- Batching start from external contact for only one cycle.
- Batching start via keyboard: it is possible to program the desired batching cycles (max. 9999).
- Calculation of total consumption and consumption of each formula.
- The following values can be printed via the keyboard: constants, formulas, consumption. Automatic printout of batching data.
- In the event of a power failure during batching, the microprocessor can resume batching from the point of interruption.
- Pause of the batching by the keyboard.
- Automatic loading option if weight is below minimum value after batching.
- Possibility of unloading "big bag" by finishing the batching on next big bag in case of product lower than the programmed quantity.

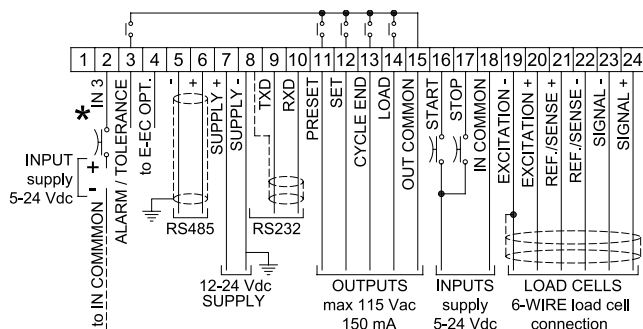
Operation: By closing the START contact or by pressing the Start key, the operator or external logic (EC/E options) selects the formula and starts the batching. The instrument verifies that the approval contact is closed (if enabled), that there is enough weight on scale to perform the batching, displays "0" and then closes the set and preset contacts. The net weight increase is displayed while the weight is extracted. When the weight reaches the preset value the relative contact is opened, and when the set value minus the fall value is reached, the set contact is opened. Once elapsed the waiting time (max 999.9 sec., if enabled in the constants), after the start contact was closed and the weight is stable, the indicator memorizes the consumption a closes the cycle-end contact sending data for printing. The instrument opens the end cycle contact, after the safe emptying time has elapsed, then the instrument prepares to receive a new start or restart automatically if more cycles were programmed from the keyboard.

Weight transmitter approved OIML R61 (Automatic Gravimetric Filling Instruments) according to WELMEC Guide 8.8:2011 (MID).

CE M **approvable EN45501-2014/31/UE-OIML R76:2006**

FOR NON-AUTOMATIC BATCHING

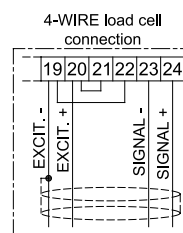
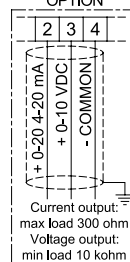
Operation: By closing the START contact or by pressing the Start key, the operator or external logic (EC/E options) selects the formula and starts the batching. The instrument starts the batching and checks that the approval is closed (if enable), that the weight on scale is enough to perform the batching, then closes the set and preset contacts; (the display shows the gross weight decreases). Once reached the Set value, the instrument stops the batching. To stop the batching and to store the weight in the alibi memory with the identification code ID (if presents OPZWALIBI option) the weight must be steady and the operator must close the start input or press the Menu/Enter button. The instrument closes the end cycle contact for the set time, increases the consumption (if enable) and prints if any. At the steady weight condition, wait until the closing of the start input or press the Start button to repeat the batching cycle.



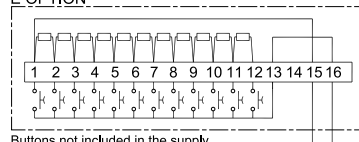
- * IN3 input has the following functions:
- SEMI-AUTOMATIC ZERO (default)
 - APPROVAL
 - NET / GROSS WEIGHT
 - AUTOMATIC LOADING during batching

- (1) If analog output is present therefore are not available:
- IN3 input
 - ALARM / TOLERANCE output
 - E / EC options

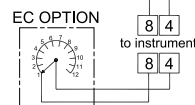
(1) ANALOG OUTPUT OPTION



E OPTION



Buttons not included in the supply





BATCHING 3 / 6 / 14 PRODUCTS

WINOXL/R-3	3 Products - 99 Formulas
WINOXL/R-6	6 Products - 99 Formulas
WINOXL/R-14	14 Products - 99 Formulas

Mod. 6 PRODUCT includes:

- one 8-relay module mod. RELE6PROD (80 x 160 x h 60 mm), supplied with 12-24VDC supply or 115 VAC or 230 VAC.

Mod. 14 PRODUCT includes:

- one 8-relay module mod. RELE6PROD (80 x 160 x h 60 mm), supplied with 12-24VDC supply or 115 VAC or 230 VAC.
- one 8-relay module mod. RELE14PROD (80 x 120 x h 60 mm).

Main functions

- Memorization of 99 different formulas.
- Programming products in a fixed increasing order or to steps 3/6/14, recalling the product in the desired order, repeating several times the same product (if possible).
- Setting of Fall, Slow and Tolerance values for each product.
- Automatic fall value calculation for each product.
- "Tapping" function: It is possible to select the slow-on and slow-off
- 12 formula selection from selector switch or external contacts (EC/E options).
- Batching in net weight for each product.
- It is possible to use the Alarm contact as signals of maximum and minimum.
- Batching start from external contact for only one cycle.
- Batching start via keyboard: it is possible to program the desired batching cycles (max. 9999).
- Calculation of total consumption for each product.
- The following values can be printed via the keyboard: constants, formulas, consumption. Automatic printout of batching data.
- In the event of a power failure during batching, the microprocessor can resume batching from the point of interruption.
- Pause of the batching by the keyboard.

Operation: By closing the START contact or by pressing the Start key, the operator or external logic (EC/E options) selects the formula and starts the batching. The instrument verifies that the approval contact is closed (if enabled), the weight is lower than the minimum one, executes the autotare (if enabled), then closes the contact of the first product set. Once reached the set value minus the Fall value, minus the Slow value, it closes its Slow contact. Once reached the set value minus the fall value, it opens the product contact and Slow contact and when the waiting time has elapsed (max 999,9 sec.), after the start contact has been closed (if enabled) and the weight is stable (if enabled), memorizes the consumption (if available) and closes the contact of another product if set in formula. Otherwise it closes the end cycle contact sending the data to the printer. When the weight has reached the minimum weight (unloading phase) and after the safe emptying time has elapsed (max 999.9 sec.) the instrument reopens the cycle end contact. If more than one cycle has been programmed, the instrument will continue automatically or getting ready to receive a new start.

Weight transmitter approved OIML R61 (Automatic Gravimetric Filling Instruments) according to WELMEC Guide 8.8:2011 (MID).

CE M approvable EN45501-2014/31/UE-OIML R76:2006
FOR NON-AUTOMATIC BATCHING

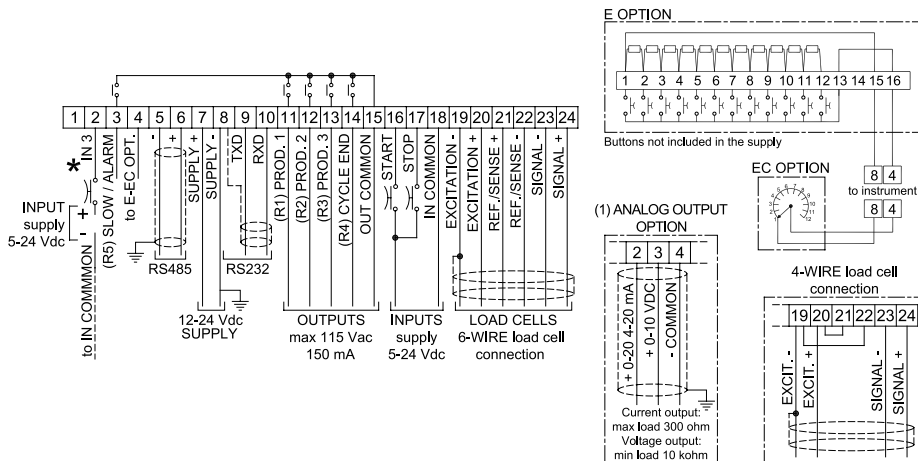
Operation: During the start phase at the stable weight, with weight lower than the minimum weight set, there are two possible operation modes: the storage of the removable container's tare weight or the scale zero-setting within 2% of the maximum weight with fixed container. Once started the batching and reached the Set value about the first product, the instrument stops the batching. To move to the following product, to increase the consumption, to store the value in the alibi memory with the identification code ID (if presents OPZWALIBI option) and to send data to the printer (if enable), the weight must be steady and the operator must close the start input or press the Menu/Enter button. This sequence is repeated for all the products by order of the operator, through the closure of the start input or the Menu/Enter button, until the final product. The instrument closes the end cycle to realize the unloading. Once it has reached the minimum weight and has finished the safe emptying time, it opens the end cycle. At the steady weight condition, wait until the closing of the start input or press the Start button to repeat the batching cycle.



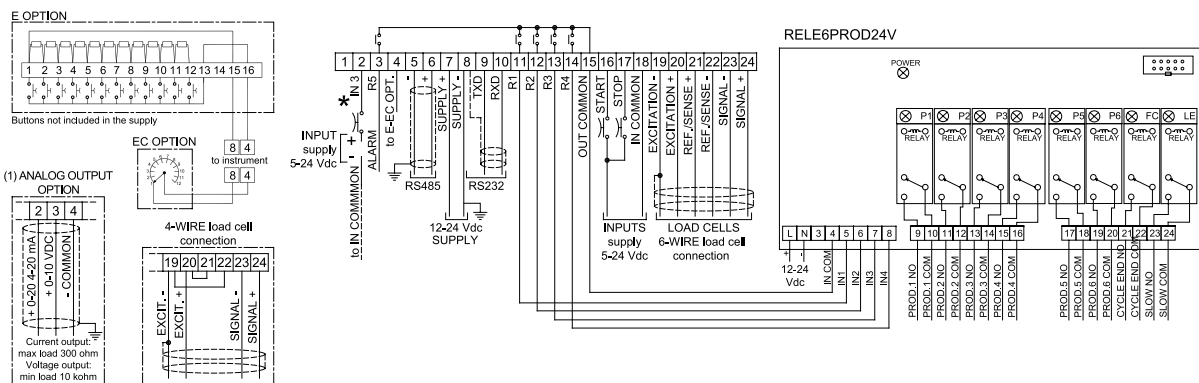
3 PRODUCTS

- ★ IN3 input has the following functions:
 - SEMI-AUTOMATIC ZERO
 - APPROVAL (default)
 - NET / GROSS WEIGHT

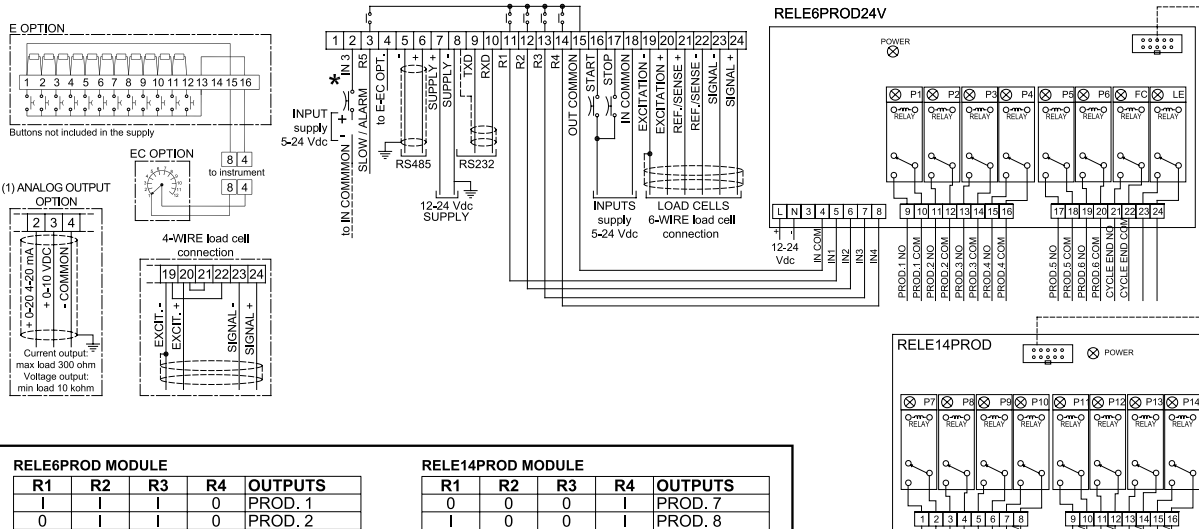
- (1) If analog output is present therefore are not available:
- IN3 input
 - SLOW / ALARM output
 - E / EC options



6 PRODUCTS



14 PRODUCTS



RELE6PROD MODULE				
R1	R2	R3	R4	OUTPUTS
			0	PROD. 1
0			0	PROD. 2
	0		0	PROD. 3
0	0		0	PROD. 4
		0	0	PROD. 5
0		0	0	PROD. 6
	0	0	0	CYCLE END
X	X	X		SLOW **

RELE14PROD MODULE				
R1	R2	R3	R4	OUTPUTS
0	0	0		PROD. 7
	0	0		PROD. 8
0		0		PROD. 9
		0		PROD. 10
0	0			PROD. 11
	0			PROD. 12
0				PROD. 13
				PROD. 14

★★ 6 PRODUCTS only

The information provided herein is to the best of our knowledge true and accurate, it is provided for guidance only. All specifications are subject to change without prior notification.

Althen – Your expert partner in Sensors & Controls | althensensors.com

Althen stands for pioneering measurement and custom sensor solutions. In addition we offer services such as calibration, design & engineering, training and renting of measurement equipment.

Germany/Austria/Switzerland
info@althen.de

Benelux
sales@althen.nl

France
info@althensensors.fr

Sweden
info@althensensors.se

USA/Canada
info@althensensors.com

Other countries
info@althensensors.com