




WINOX-R 3A

Stainless steel hygienic weight indicator (for weighing and batching)



Panel mounting



Back side

PROGRAM

| | |
|---------------|-----------|
| BASE | WINOXR-B |
| LOAD | WINOXR-C |
| UNLOAD | WINOXR-S |
| 3 PRODUCTS | WINOXR-3 |
| * 6 PRODUCTS | WINOXR-6 |
| * 14 PRODUCTS | WINOXR-14 |
| Multiprogram | WINOXR-MU |

* External 8-relay modules included

FIELD BUSES





WINOX-R 3A

Stainless steel hygienic weight indicator (for weighing and batching)

CERTIFICATIONS



OIML R76:2006, class III, 3x10000 divisions, 0.2IV/VSI / OIML R61 - WELMEC Guide 8.8:2011 (MID)



American standard that regulates the design, production and use of hygienic equipment



UL Recognized component - Complies with United States and Canada standards



Complies with the Eurasian Customs Union standards



Equivalent of the CE marking for the United Kingdom



NMI Trade Approved - Complies with Australian market regulations for legal for trade use



Complies with New Zealand regulations for legal for trade use



Complies with United Kingdom regulations for legal for trade use



NTEP - n_{max} 10000 - Class III/IIIL - Complies with United States regulations for legal for trade use



Complies with Chinese market regulations for legal for trade use

CERTIFICATIONS ON REQUEST



Conformity assessment (initial verification) in combination with Laumas weighing module (-)



Complies with the regulations of the Russian Federation for legal for trade use

DESCRIPTION

- AISI 304 stainless steel hygienic weight indicator.
- Hygienic device RPSCQC authorized by 3-A SSI.
- Installation: front panel (supports included; drilling template: 248x160 mm).
- Dimensions: 286x206x96 mm.
- IP69K front panel protection rating.
- Extractable screw terminal blocks.
- 6-digit semi-alphanumeric red LED display (20 mm height) - 16 signaling LED.
- 6-key keyboard.
- Real-time clock/calendar with buffer battery.
- The instrument can be configured and managed using the free "Instrument Manager" PC software, which you can download from www.laumas.com.

INPUTS/OUTPUTS AND COMMUNICATION

- RS485/RS232 serial ports for communication via protocols ModBus RTU, ASCII Laumas bidirectional or continuous one way transmission.
- 5 relay outputs controlled by the setpoint values or via protocols (4 outputs if analog output is present).
- 3 optoisolated PNP digital inputs: status reading via serial communication protocols (2 inputs if analog output is present).
- 1 load cell dedicated input.
- Current or voltage 16 bit optoisolated analog output (option on request).





■ MAIN FUNCTIONS

- Connections to:
 - PLC via analog output (on request);
 - PC/PLC via RS485/RS232 (up to 99 instruments with line repeaters, up to 32 without line repeaters);
 - remote display and printer via RS485/RS232;
 - up to 8 load cells in parallel by junction box;
 - intelligent junction box or other multichannel instruments: allow the use of advanced functions as digital equalization, load distribution analysis and automatic diagnostics.
 - IoT gateway for cloud connection via RS485.
- TCP/IP WEB APP: integrated software in combination with the Ethernet TCP/IP option for remote supervision, management and control of the instrument.
- Digital filter to reduce the effects of weight oscillation.
- Theoretical calibration (via keyboard) and real calibration (with sample weights and the possibility of weight linearization up to 8 points).
- Tare weight zero setting.
- Automatic zero setting at power-on.
- Gross weight zero tracking.
- Semi-automatic tare (net/gross weight) and pre-set tare.
- Semi-automatic zero.
- Displaying of the maximum weight value reached (peak).
- Direct connection between RS485 and RS232 without converter.
- Weight value printing with date and time via keyboard or external contact.

Approved versions for legal for trade use

- System parameters management protected by qualified access via software (password), hardware or fieldbus.
- Weight subdivisions displaying (1/10 e).
- Three operation mode: single interval or multiple ranges or multi-interval.
- Net weight zero tracking
- Calibration
- Alibi memory (option on request)

- The following values can be printed via keyboard or external contact: gross weight, net weight, tare, pre-set tare, date, time, IDcode (alibi memory).

BASE PROGRAM

- Piece counting.
- Weight totalizing.
- Hysteresis and setpoint value setting.
- The indicator can be used as a remote display with setpoints.
- 12 groups selection by 5 setpoint via external selector switch or contact (option on request).

BATCHING PROGRAM

- 99 settable formulas.
- Batching resume after a blackout.
- Automatic fall calculation.
- Tolerance error control.
- Precision batching through slow function.
- Precision batching through tapping function.
- Consumption storage.
- Printing of batching data.
- Alarm contact management.
- Selection of the first 12 formulas via external selector switch or contact (option on request).
- Batching start via external contact or keyboard.

Only for:

LOAD and 3/6/14 PRODUCTS programs

- Autotare at batching start.

UNLOAD program

- Automatic loading of the product into the weighed structure.
- Management of batching with big bags.

3/6/14 PRODUCTS program

- Formulas programming in fixed or variable steps.

MULTIPROGRAM

- The Multiprogram instruments do not have any selected program but can be set by the installer with different operating modes: BASE, LOAD, UNLOAD, 3 PRODUCTS, 6 PRODUCTS, 14 PRODUCTS.



WINOX-R 3A

Stainless steel hygienic weight indicator (for weighing and batching)



TECHNICAL FEATURES

| | |
|--|---|
| Power supply and consumption | 12÷24 VDC ±10%; 6 W |
| Number of load cells • Load cells supply | up to 8 (350 Ω) - 4/6 wires • 5 VDC/120 mA |
| Linearity • Analog output linearity | < 0.01% full scale • < 0.01% full scale |
| Thermal drift • Analog output thermal drift | < 0.0005% full scale/°C • < 0.003% full scale/°C |
| A/D Converter | 24 bit (16000000 points) - 4.8 kHz |
| Divisions (with measurement range ±10 mV and sensitivity 2 mV/V) | ±999999 • 0.01 μV/d |
| Measurement range | ±39 mV |
| Usable load cells sensitivity | ±7 mV/V |
| Conversions per second | 300/s |
| Display range | ±999999 |
| Decimals • Display increments | 0÷4 • ×1 ×2 ×5 ×10 ×20 ×50 ×100 |
| Digital filter • Readings per second | 10 levels • 5÷ 300 Hz |
| Relay outputs | 5/4 - max 115 VAC/150 mA |
| Optoisolated digital inputs | 3/2 - 5÷24 VDC PNP |
| Serial ports | RS485, RS232 |
| Baud rate | 2400, 4800, 9600, 19200, 38400, 115200 (bit/s) |
| Optoisolated analog output (option on request) | 16 bit = 65535 divisions. 0÷20 mA; 4÷20 mA (up to 300 Ω) 0÷10 V; 0÷5 V; ±10 V; ±5 V (min 10 k Ω) |
| Humidity (condensate free) | 85% |
| Storage temperature | -30 °C +80 °C |
| Working temperature | -20 °C +60 °C |

| | | |
|--|--|---------------------------------|
| | Relay outputs | 5/4 - max 30 VAC, 60 VDC/150 mA |
| | Working temperature | -20 °C +50 °C |
| | Equipment to be powered by 12-24 VDC LPS or Class 2 power source | |

METROLOGICAL SPECIFICATIONS OF TYPE-APPROVED INSTRUMENTS

OIML

NTEP

| | | |
|--|---|---|
| Applied standards by region | EU: 2014/31/UE; OIML R76:2006; EN45501:2015 Russian Federation: GOST OIML R76-1-2011 United Kingdom: Non-automatic Weighing Instrument Regulations 2016 Australia: National Measurement Regulations 1999 New Zealand: Weights and Measures Regulations 1999 | USA: NIST HANDBOOK 44, 2020; NCWM PUB 14, 2021 |
| Operation modes | single interval, multi-interval, multiple range | single interval, multi-interval, multiple range |
| Accuracy class | III or IIII | III or IIII |
| Maximum number of scale verification divisions | 10000 (class III); 1000 (class IIII) | 10000 (class III/IIII) |
| Minimum input signal for scale verification division | 0.2 μV/VSI | |
| Working temperature | -10 °C + 40 °C | -10 °C + 40 °C (+ 14 °F + 104 °F) |



OPTIONS ON REQUEST AND COMPATIBILITY WITH BATCHING PROGRAMS

| INTERFACES AND FIELDBUSES | | CODE |
|--|--|--|
|   ANALOG OUTPUT | Optoisolated 16 bit analog output . → One input and one output not available. | * OPZW1ANALOGICA B C S 3P 6P 14P • • • • • • |
|  RS485 + | Additional RS485 port. → One input and one output not available. → Not compatible with E option. | * OPZW1RS485 B C S 3P 6P 14P • • • • • • |
|  CANopen | CANopen protocol. → One input and one output not available. → Integrated RS485 port not available. → Not compatible with E option. | * OPZW1CA B C S 3P 6P 14P • - - - - - |
|  DeviceNet | DeviceNet protocol. → One input and one output not available. → Integrated RS485 port not available. → Not compatible with E option. | * OPZW1DE B C S 3P 6P 14P • - - - - - |
|  PROFIBUS | Profibus DP protocol. → One input and one output not available. → Integrated RS485 port not available. → Not compatible with E option. | * OPZW1PR B C S 3P 6P 14P • • • • • • |
|  EtherNet/IP | Ethernet/IP protocol - IP68 Ethernet port. | * OPZW1ETIP68 B C S 3P 6P 14P • - - - - - |
|  ETHERNET TCP/IP | Ethernet TCP/IP protocol - IP68 Ethernet port. Integrated software for remote supervision, management and control of the instrument. | * OPZW1ETTCP68 B C S 3P 6P 14P • • • • • • |
|  MODBUS/TCP | Modbus/TCP protocol - IP68 Ethernet port. | * OPZW1MBTCP68 B C S 3P 6P 14P • • • • • • |
|  PIV | Profinet IO protocol - IP68 Ethernet port. | * OPZW1PNETIO68 B C S 3P 6P 14P • - - - - - |
|  | IP68 USB port for data storage to pen drive (included). These data (weighed values, batchings, alarms) can be imported and processed on the PC using the PROG-DB software included in the supply. | OPZWUSB68 B C S 3P 6P 14P • • • • • • |
|  | Ethernet male/male extension cable with IP68 connector; length: 5 m. | OPZWCONETHE5MT B C S 3P 6P 14P • • • • • • |
|  | Weight reading from 0-10 VDC input (15 kΩ). | OPZWING010 B C S 3P 6P 14P • • • • • • |
|  | Weight reading from 4-20 mA input (120Ω). | OPZWING420 B C S 3P 6P 14P • • • • • • |

* Select one option among those marked with an asterisk.








WINOX-R 3A



Stainless steel hygienic weight indicator (for weighing and batching)



OPTIONS ON REQUEST AND COMPATIBILITY WITH BATCHING PROGRAMS

| | EXPANSIONS | CODE |
|---|---|---|
|  | Base: 12 groups selection by 5 setpoint via external contact. Load, Unload, 3/6/14 Products: selection of the first 12 formulas via external contact. | E B C S 3P 6P 14P • • • • • • |
|  | Simultaneous use of E option with the analog output. | OPZWAEC B C S 3P 6P 14P • • • • • • |
|  | External 5-relay module to increase the capacity of SPDT contacts to 115 VAC/2 A. | RELE5M B C S 3P 6P 14P • • • • - - |
|  | External 8-relay module to manage from 1 to 6 products; 8 relays up to max 115 VAC/2 A. Module included with models 6/14 PRODUCTS. | 12÷24 VDC 115 VACR 230 VACR RELE6PROD24V ELE6PROD115V ELE6PROD230V B C S 3P 6P 14P - - - - • • |
|  | External 8-relay module to manage from 7 to 14 products to be added to RELE6PROD module; 8 relays up to max 115 VAC/2 A. Module included with model 14 PRODUCTS. | RELE14PROD B C S 3P 6P 14P - - - - - • |

OPTIONS ON REQUEST

| | POWER SUPPLY | CODE |
|---|--|----------------|
|  | Stabilized universal power supply 24 VDC/1 A. - 100÷240 VAC input. - 3 m cable length. | ALI24SPINA1AUN |
|  | 12.2 V rechargeable lead battery, 2.2 Ah capacity, supplied already installed in the instrument. Operating time: 16 hours. | OPZWBATTWINOX |



OPTIONS ON REQUEST AND COMPATIBILITY WITH BATCHING PROGRAMS

| | APPLICATIONS - SOFTWARE | CODE |
|--|--|---|
| | Formulas setting in percentage. | OPZWFORPERC B C S 3P 6P 14P - - - • • • |
| | Setting a quantity to be batched greater than the scale capacity with automatic calculation of cycles. → Not available for CE-M approved version. | OPZWQMC B C S 3P 6P 14P - • - • • • |
| | Intermediate unloadings during the batching. → Not available for CE-M approved version. | OPZWSCARI B C S 3P 6P 14P - - - • • • |
| | Partial unloadings at cycle end. → Not available for CE-M approved version. | OPZWSCARP B C S 3P 6P 14P - - - • • • |
| | Alibi memory. | OPZWALIBI B C S 3P 6P 14P • • • • • • |
| | Data transfer from the instrument to the PC, via RS232 (directly) or RS485 (by converter) serial port. These data (weighed values, batchings, alarms) can be imported and processed on the PC using the PROG-DB software included. We suggest to use this option when the indicator is always connected to the PC. | OPZWDATIPC B C S 3P 6P 14P • • • • • • |
| | Manual batching with remote displays connected in parallel to the instrument via RS485 serial port; allows to display on different remote displays the following batching information: formula and product number, remaining quantity to be batched, gross weight | OPZWLAUMAN B C S 3P 6P 14P - • • • • • |